

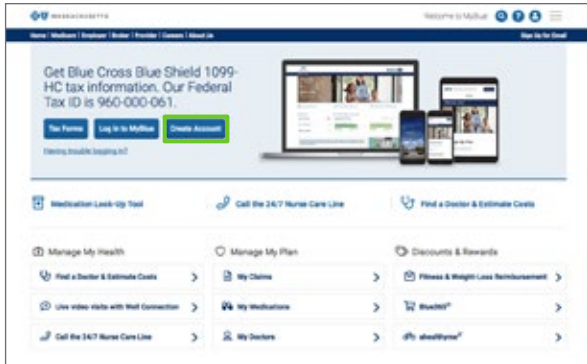
---

## Understanding Your Benefits

# Learn How to Maximize Your Health Savings

This step-by-step guide illustrates how you can register accounts with MyBlue and HealthEquity<sup>®</sup> and sign in to view and pay your claims. With MyBlue, you can also see your detailed plan information and find doctors, dentists, and hospitals.

# Follow the instructions below to complete your MyBlue registration:

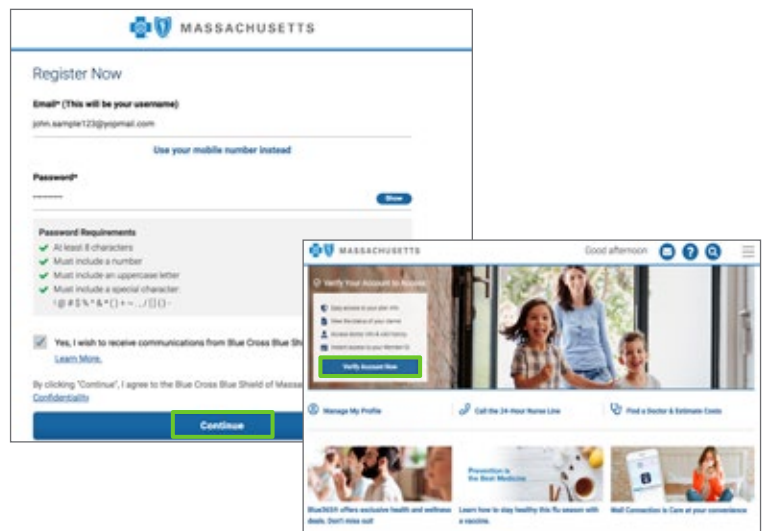


## Register

Click the **Create Account** button on the MyBlue member home page [bluecrossma.com/myblue](https://bluecrossma.com/myblue). You can also download the MyBlue App from the **App Store**® or **Google Play**™.

## Fill Out the Registration Form and Verify Your Account

Enter basic information including your name, email address, and password. When you're done, click **Continue**. Then, click the **Verify Account Now** button that appears on the left side of the home page banner.



## Security

Answer some simple security questions to complete your registration and immediately gain full access to MyBlue.

Then, click **Continue**.

(**Note:** You'll be required to answer security questions to verify your identity.)



# How to Access HealthEquity After Logging in to MyBlue

1. Once signed in to MyBlue, click on the **My Financials** card to register for your HealthEquity Health Reimbursement Arrangement (HRA) account.

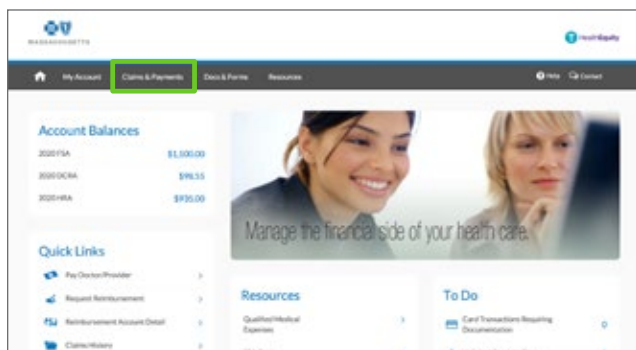
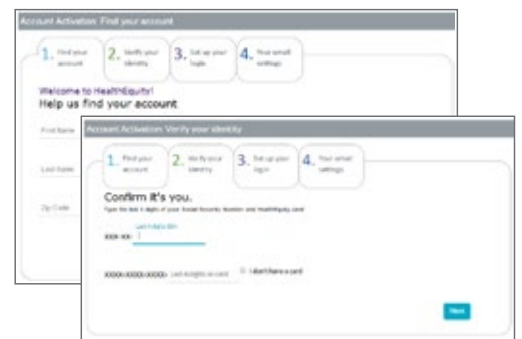
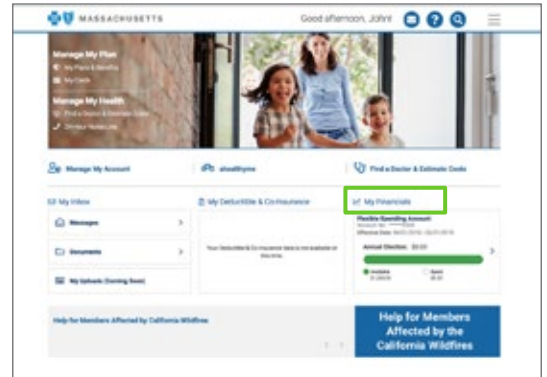
(**Note:** You can only view My Financials if you're signed in to your account.)

### An HRA:

- Is an employer-funded account.
- Doesn't require you to pay taxes on HRA funds.
- Helps to lower your out-of-pocket costs for medical expenses.

2. Enter the required information. You'll then have access to the **My Financials** page, and can view your financial account.

(**Note:** Once you've registered your HealthEquity HRA account, your MyBlue and HealthEquity accounts will be linked to allow for single sign on through MyBlue.)



# How to Pay a Claim from the Health Financial Accounts Page

Click on **Claims & Benefits** and choose from the drop-down menu.

For more detailed information about using HealthEquity, visit [healthequity.com/learn/videos](https://healthequity.com/learn/videos).

---

Blue Cross Blue Shield of Massachusetts complies with applicable federal civil rights laws and does not discriminate on the basis of race, color, national origin, age, disability, sex, sexual orientation, or gender identity.

ATTENTION: If you don't speak English, language assistance services, free of charge, are available to you. Call Member Service at the number on your ID card (TTY: 711).

ATENCIÓN: Si habla español, tiene a su disposición servicios gratuitos de asistencia con el idioma. Llame al número de Servicio al Cliente que figura en su tarjeta de identificación (TTY: 711).

ATENÇÃO: Se fala português, são-lhe disponibilizados gratuitamente serviços de assistência de idiomas. Telefone para os Serviços aos Membros, através do número no seu cartão ID (TTY: 711).

